



PULSE Freestanding Tub

Model # PT-1003, PT-1003-150

Specification Sheet

297 Anna St. | Watsonville, CA 95076

831.724.7300

www.PulseShowerSpas.com



TECHNICAL INFORMATION

- Installation: Freestanding
- Color: Polished White Acrylic
- Max Weight: 1102.31LBS (500kg)
- Drain Location: Center

PT-1003

- Product Weight: 90 lbs
- Water Capacity: 68.16 gal
- Box Dims: 69"x33.5"x25"

PT-1003-150

- Product Weight: 84 lbs
- Water Capacity: 56 gal
- Box Dims: 61"x31.5"x25"

PRODUCT FEATURES

- 100% polished white acrylic material
- Bathtub with waste/overflow
- Integral Slotted overflow allows for deep soaking

NOTES

- Measure your actual product for rough-in details
- Install this product according to the installation instructions
- Allow for 3" (76mm) diameter of clearance around the drain pipe on finished floor material to prevent drain body interference during installation
- Drain sold separately

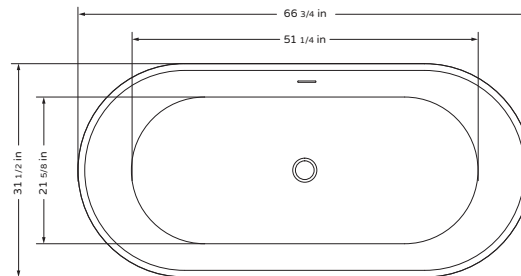
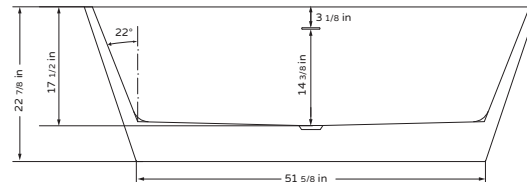
CODE/STANDARDS

- cUPC Approved

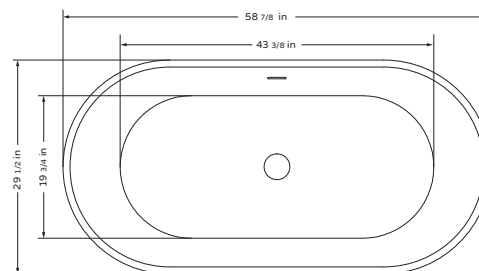
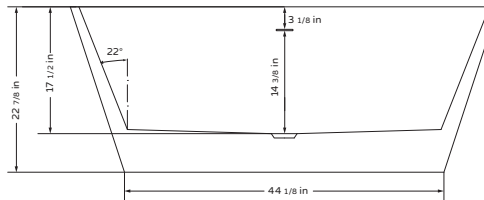
WARRANTY

- 5 Years

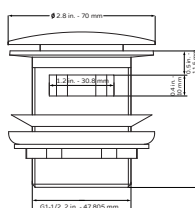
PT-1003



PT-1003-150



POP-UP DRAIN



WHAT'S INSIDE

SURFACE IS POLISHED AND PAINTED IN WHITE

